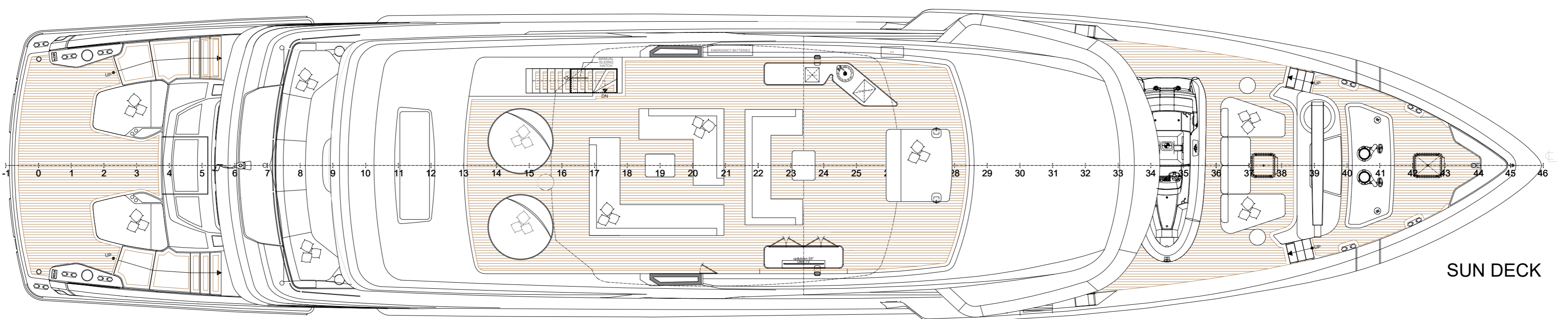
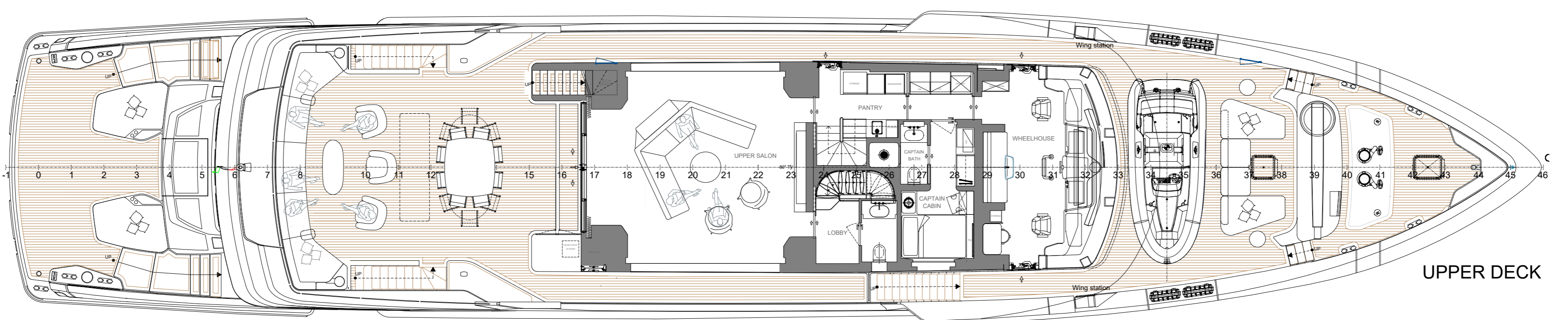


RJ CLASS 46,7m

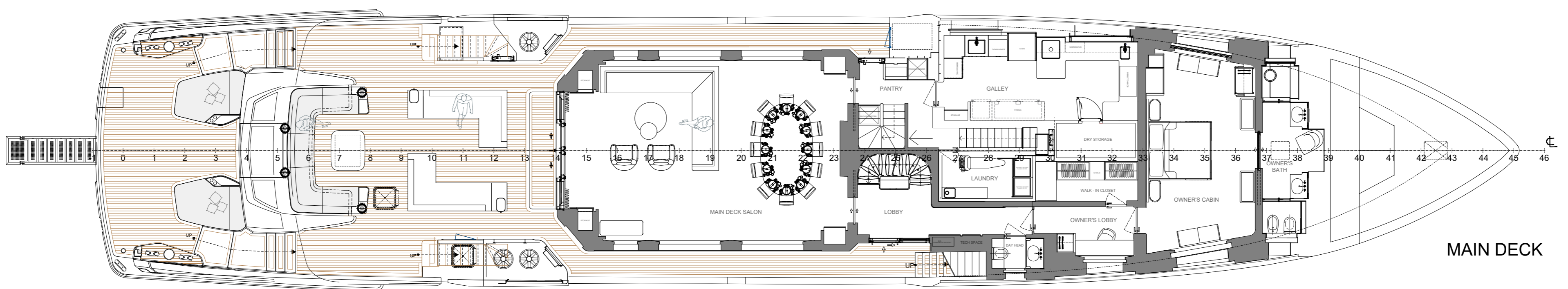
LENGTH OVERALL	LOA	46,78 m
LENGTH WATERLINE	LWL	42,37 m
BREADTH	B	8,85 m
DRAFT (HALF LOAD)	T	2,65 m
HULL MATERIAL		STEEL
SUPERSTRUCTURE MATERIAL		ALUMINIUM
CONCEPT, LAYOUT & EXTERIOR DESIGN		FRANCESCO PASZKOWSKI DESIGN



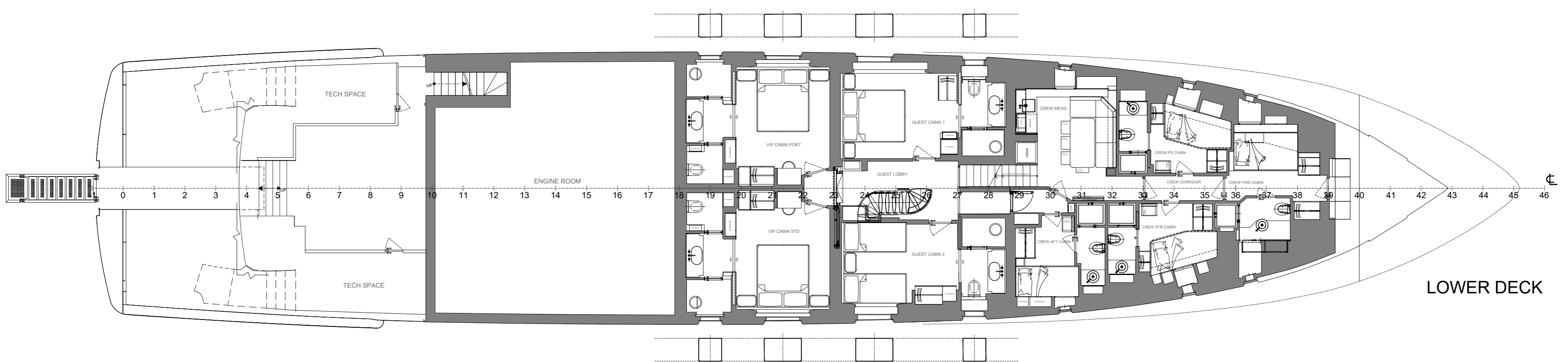
SUN DECK



UPPER DECK



MAIN DECK



LOWER DECK

SUN DECK : 94 mq	OWNER CABIN : 51 mq
CAPTAIN CABIN : 10 mq	VIP CABIN LOWER DECK STB : 21 mq
WHEELHOUSE : 23 mq	VIP CABIN LOWER DECK PS : 21 mq
EXTERNAL UPPER DECK : 130 mq	GUEST CABIN LOWER DECK STB : 18 mq
FOREPEACK : 17 mq	GUEST CABIN LOWER DECK PS : 18 mq
UD SKYLOUNGE : 37 mq	CREW AREA : 67 mq
MD COCKPIT : 81.5 mq	LAZARETTE : 18 mq
MAIN DECK SALON : 52 mq	SWIMMING PLATFORM : 30 mq
GALLEY : 20 mq	

General Arrangement Plan	
Client	CANTIERE DELLE MARCHE
Project	47 m RJ 138 STD
Scale	1:100
Sheet	A1
Notes	07.07.2025
Updated	
Author	FRANCESCO PASZKOWSKI
Designer	
Checker	
Approver	
Scale	A

FRANCESCO PASZKOWSKI DESIGN